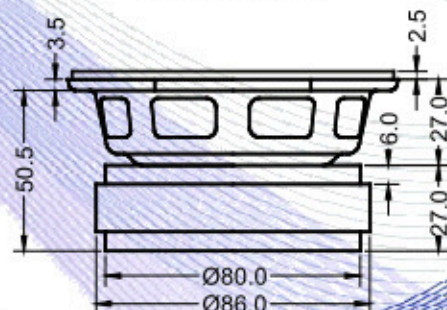
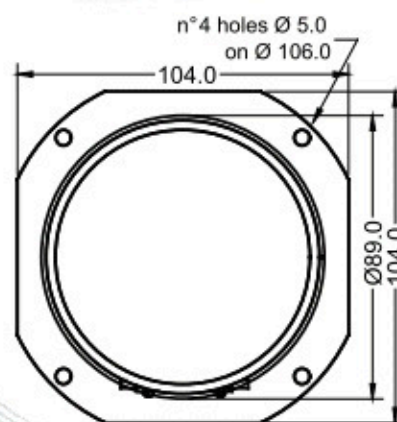


- 1" voice coil aluminium former
- Ferrite magnet
- Cone waterproof treatment
- 88.1 dB sensitivity

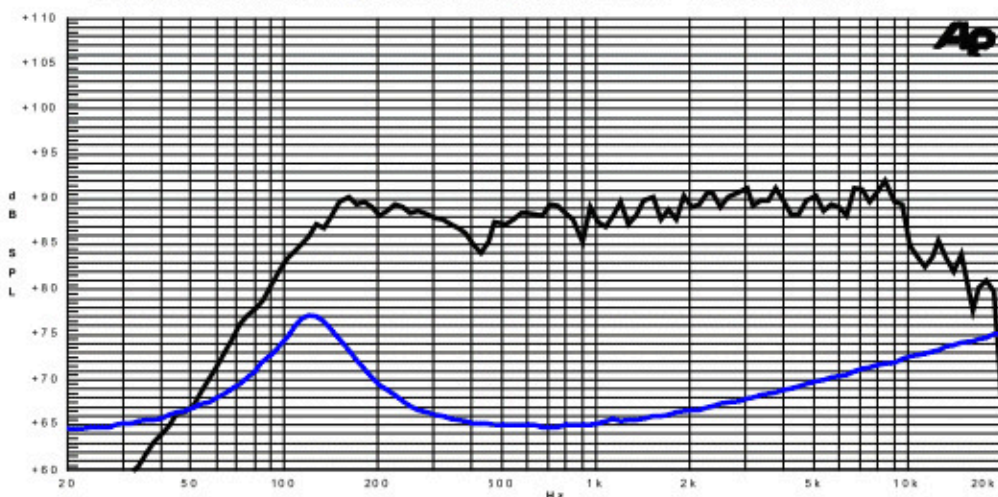


Specifications	
Nominal Diameter	104 mm (4")
Nominal Impedance	4 Ω
Rated Power AES ⁽¹⁾	60W
Continuous Program Power ⁽²⁾	120W
Sensitivity @ 1W/1m ⁽³⁾	88.1 dB
Voice Coil Diameter	25 mm (1")
Voice Coil Winding Depth	8 mm
Magnetic Gap Depth	6 mm
Flux Density	1.10T
Magnet Weight	380g
Net Weight	1.0kg

Thiele & Small Parameters ⁽⁴⁾			
Re	3.32Ω	Fs	126.6Hz
Qms	2.21	Qes	0.64
Qts	0.50	Mms	4.0g
Cms	390µm/N	Bxl	4.08Tm
Vas	1.1l	Sd	44.2cm ²
X max ⁽⁵⁾	+/-2.2mm	X var ⁽⁶⁾	+/-3.7 mm
η ₀	0.33%	Le (1kHz)	0.08mH

Constructive Characteristics	
Magnet	: Ferrite
Basket Material	: Pressed Sheet Steel
Voice Coil Winding Material	: Copper
Voice Coil Former Material	: Aluminium
Cone Material	: Paper
Cone Treatment	: Surface Waterproof Treatment
Surround Material	: Treated Cloth
Dust Dome Material	: Polypropylene Ogive

Frequency Response on IEC Baffle (DIN 45575) @ 1W,1m – Free Air Impedance



Note:

1 : Rated Power measured with 2 hours test with pink noise signal, 6dB crest factor, loudspeaker mounted on enclosure

2: Power on Continuous Program is defined as 3 dB greater than the Rated Power

3: Calculated by Thiele & Small parameters

4: Thiele & Small parameters measured with laser system without preconditioning test

5: Measured with respect to a THD of 10% using a parameter-based method

6: Value corresponding to a decay of the Force Factor, or Compliance, or both, equal to the 50% of the small signal value.

7: Drawing dimensions: mm

8: The notch around 400Hz on the frequency response is typical of the measurement on IEC baffle