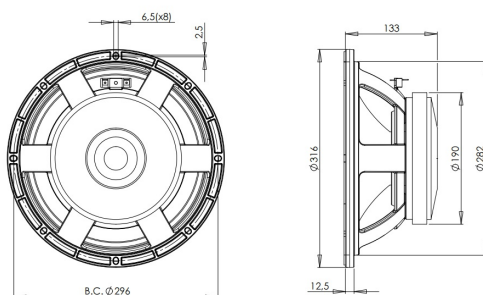


12MH32

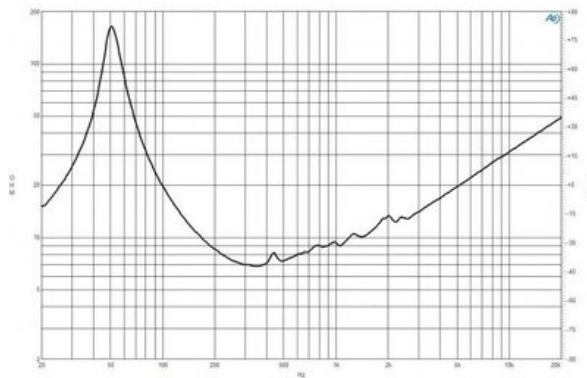
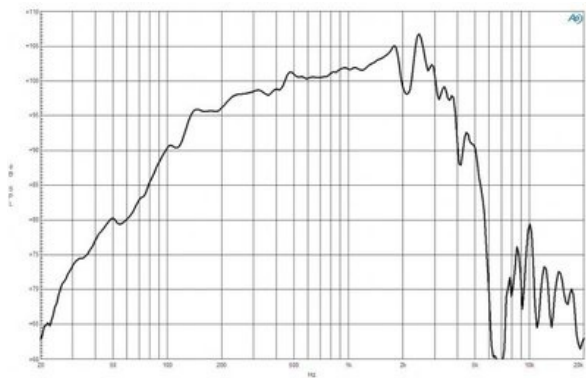
8Ω**LF Drivers - 12.0 Inches**

- 800 W continuous program power capacity
- 76 mm (3 in) copper voice coil
- 50 - 3000 Hz response
- 101 dB sensitivity
- Aluminium demodulating ring allows a very low distortion figure



12MH32

LF Drivers- 12.0 Inches



SPECIFICATIONS

Nominal Diameter	320 mm (12.0 in)
Nominal Impedance	8 Ω
Minimum Impedance	6.5 Ω
Nominal Power Handling ¹	400 W
Continuous Power Handling ²	800 W
Sensitivity ³	101.0 dB
Frequency Range	50 - 3000 Hz
Voice Coil Diameter	76 mm (3.0 in)
Winding Material	Copper
Former Material	Glass Fibre
Winding Depth	14.0 mm (0.55 in)
Magnetic Gap Depth	8.0 mm (0.31 in)
Flux Density	1.4 T

DESIGN

Surround Shape	Double Roll
Cone Shape	Radial
Magnet Material	Ferrite
Spider	Single
Pole Design	T-Pole
Woofer Cone Treatment	WP Waterproof Front Side

PARAMETERS⁴

Resonance Frequency	53 Hz
Re	5.2 Ω
Qes	0.2
Qms	7.2
Qts	0.19
Vas	63.0 dm ³ (2.2 ft ³)
Sd	522.0 cm ² (80.9 in ²)
η_o	4.8 %
Xmax	5.0 mm
Maximum Excursion	7.0 mm
Mms	54.0 g
Bl	22.3 Txm
Le	0.83 mH
EBP	265 Hz

MOUNTING AND SHIPPING INFO

Overall Diameter	316 mm (12.4 in)
Bolt Circle Diameter	296 mm (11.6 in)
Baffle Cutout Diameter	282.0 mm (11.1 in)
Depth	133 mm (5.24 in)
Flange and Gasket Thickness	12 mm (0.49 in)
Air Volume Occupied by Driver	3.3 dm ³ (0.12 ft ³)
Net Weight	7.6 kg (16.7 lb)
Shipping Units	1
Shipping Weight	8.5 kg (18.74 lb)
Shipping Box	360x360x200 mm (14.17x14.17x7.87 in)

SERVICE KIT

RCK012MH328

1. 2 hours test made with continuous pink noise signal within the range Fs-10Fs. Power calculated on rated nominal impedance. Loudspeaker in free air.
2. Power on Continuous Program is defined as 3 dB greater than the Nominal rating.
3. Applied RMS Voltage is set to 2.83 V for 8 ohms Nominal Impedance.
4. Thiele-Small parameters are measured after a high level 20 Hz sine wave preconditioning test.